

Havener

Enterprises, Inc.

Product Catalog

Havener Enterprises, Inc. is a manufacturer of high quality outdoor power equipment and storage products.

Contact us today to see how our products can benefit your business.




Mower Sulky®

One, Two, Swivel and Sit Down Sulkies

Mower Sulky MS2000/MS2002 One Wheel

- ❖ Heavy-duty steel construction
- ❖ Powder-coated finish
- ❖ Large pneumatic tire
- ❖ Large platform with extra footspace
- ❖ Easily attaches in minutes to most mid-sized commercial mowers



Mower Sulky TS2006 Two Wheel

- ❖ Heavy-duty steel construction and bearings
- ❖ Hangs on mower
- ❖ Powder-coated finish
- ❖ Quick disconnect system
- ❖ Increases productivity

Mower Sulky SW2000 /SW2002 Swivel Wheel

- ❖ Tapered roller bearings
- ❖ Backs up easily and safely
- ❖ Smoother ride
- ❖ True ZTR performance
- ❖ Keeps rider centered behind the mower
- ❖ A hydro necessity



Mower Sulky MS2006 One Wheel

- ❖ Heavy-duty steel construction
- ❖ Powder-coated finish
- ❖ Large pneumatic tire
- ❖ Large platform with extra footspace
- ❖ Easily attaches in minutes to most mid-sized commercial mowers

Mower Sulky SDS2004 Sit Down Sulky

- ❖ Steerable
- ❖ Easily attaches to most mid-sized commercial mowers
- ❖ Adjustable seat
- ❖ Provides stability on slopes



Mower Sulky®

One, Two, Swivel and Sit Down Sulkies

Specifications	MS2000	TS2006	SW2000	MS2006	SDS2004
Heavy-duty steel construction	•	•	•	•	•
Powder-coated	•	•	•	•	•
Quick release pins	•	•	•	•	•
Protected grease fittings	•	•	•	•	•
Easily attaches to mower	•	•	•	•	•
Large platform with extra foot space	•	•	•	•	
Large pneumatic tires	•	•	•	•	•
Steel roller bearings		•	•	•	•
Backs up safely and easily			•		•
Two year limited commercial warranty	•	•	•	•	
One year limited commercial warranty					•
Steerable					•
Adjustable seat					•
Easily stores on mower	O	•	O	•	

O - with optional kit

Equipment Guard™

Equipment Racks



WC2000 Water Cooler Holder

- ❖ Securely holds any size water cooler
- ❖ Includes bungee cord
- ❖ Powder-coated



HT2000 Portable Hand Tool Rack

- ❖ Holds up to nine rakes, shovels, brooms and tools
- ❖ Quick release pin allows unit to be removed
- ❖ Powder-coated



MP2000 Multi-purpose holder

- ❖ Holds chainsaws and hand-held blowers
- ❖ Includes bungee cord
- ❖ Powder-coated



HT2500 Hand Tool Rack Accessory

- ❖ Mounts to TG2000
- ❖ Holds up to five rakes, shovels, brooms and tools
- ❖ Powder-coated

TG2500 Equipment Rack Combo

- ❖ Save trailer space with one unit
- ❖ Holds up to five rakes, shovels, brooms and three brushcutter, trimmers or edgers
- ❖ Powder-coated
- ❖ Includes three keyed alike locks

Equipment Guard™

Equipment Racks

Specifications	WC2000	MP2000	TG2500	HT2000	HT2500
Securely Holds Equipment	•	•	•	•	•
Powder Coated	•	•	•	•	•
Mounting Hardware Included	•	•	•	•	
Locks Included			•		
Easy to Install	•	•	•	•	•
One Year Warranty	•	•	•	•	•

Equipment Guard II™

Vinyl Coated Equipment Racks

TG3000



For open trailers

Vinyl Coated Equipment Racks for Open and Enclosed Trailers

- ❖ Securely holds line trimmers, brushcutters, edgers, shaft hedge clippers or pole saws
- ❖ Three adjustable two inch wide slots to accommodate wide shaft pole saws
- ❖ Heavy-duty black vinyl coating
- ❖ Three keyed alike locks on TG3000 (Optional on TG3500)

TG3500



For enclosed trailers



WC3000 Water Cooler Holder

- ❖ Securely holds any size water cooler to landscaping trailers
- ❖ Two weather resistant nylon straps
- ❖ Heavy-duty black vinyl coating

TG2002 Vinyl Coated Trimmer Guard™

- ❖ Securely holds three brushcutter/trimmers
- ❖ Heavy-duty black vinyl coating
- ❖ Includes three keyed alike locks



BR3000 Backpack Blower Rack Holder

- ❖ Securely holds most commercial backpack blowers
- ❖ Flat pin design holds and locks in blower
- ❖ Heavy-duty black vinyl coating
- ❖ Includes one lock and hardware
- ❖ Internal wall-mount or external trailer mount

Equipment Guard II™

Vinyl Coated Equipment Racks

Specifications	TG3000	TG3500	TG2002	WC3000	BR3000
Securely Holds Equipment	•	•	•	•	•
Heavy-Duty Black Vinyl-Coating	•	•	•	•	•
Powder Coated Metal Frame	•	•	•	•	•
Mounting Hardware Included	•	•	•	•	•
Locks Included	•	O	•		•
Flat Pin Design	•	•			•
Individual Locking Pins	•	•			•
For Use On Open Trailers	•		•	•	•
For Use in Enclosed Trailers		•			
Easy to Install	•	•	•	•	•
One Year Warranty	•	•	•	•	•

O = Optional

Bradley Commercial Mowers

Walk-Behind Belt-Drive and Hydro-Drive Mowers

Bradley Walk-Behind Belt-Drive Mowers

- ❖ 32", 36", 48" and 52" decks
- ❖ Briggs & Stratton, Kohler or Kawasaki Engine
- ❖ Industry standard components
- ❖ 9 Spline coupler
- ❖ Greaseable spindles
- ❖ Dual Belt Drive
- ❖ 7-gauge fabricated steel deck
- ❖ 1.5" to 4" cutting height
- ❖ Electric start optional on 52"

Belt-Drive Mowers



Hydro-Drive Mowers



Bradley Walk-Behind Hydro Drive Mowers

- ❖ 36", 48" and 52" decks
- ❖ Kohler or Kawasaki Engine
- ❖ Industry standard components
- ❖ Greaseable spindles
- ❖ 7-gauge fabricated steel deck
- ❖ Hydro-Gear pumps
- ❖ 1.5" to 4" cutting height
- ❖ Electric start optional on 52"

Optional Accessories

Grass Catchers



Stand-on Sulkies



Sit-Down Sulky



Mulch Kits
(Not pictured)

Havener Enterprises, Inc. • 368 S. Michigan Ave. • Bradley, IL 60915

Effective May 24, 2007

Bradley Commercial Mowers

Walk-Behind Belt-Drive and Hydro-Drive Mowers

Mower Specifications	Belt-Drive				Hydro Drive		
	32B10.5B	36KO15.0B	48KO18.0B	52KO18.0B	36KO15.0H	48KO18.0H	52KO18.0H
10.5 HP Briggs & Stratton Engine	•						
15 HP Kohler Engine		•			•		
18 HP Kohler Engine			•	•		•	•
32" Cut	•						
36" Cut		•			•		
48" Cut			•			•	
52" Cut				•			•
1.5" to 4" Cutting Height	•	•	•	•	•	•	•
Greaseable Spindles	•	•	•	•	•	•	•
5-speed Peerless Transmission	•	•	•	•			
Hydro-Gear IZT Pumps					•	•	•
9-Spline Coupler	•	•	•	•			
7-Gauge Fabricated Steel Deck	•	•	•	•	•	•	•
Dual Belt Drive	•	•	•	•			
Two 16" Blades	•						
Two 18" Blades		•			•		
Three 16" Blades			•			•	
9 X 3.5-4 Smooth Tread Front Tires	•	•	•	•	•		
13 X 5.00-6 Turf Tread Drive Wheels	•	•					
13 X 6.50-6 Turf Tread Drive Wheels			•	•		•	•
On-Off Switch	•	•	•	•	•	•	•
5-Gallon Fuel Tank	•	•	•	•	•	•	•
Optional Mulch Kit	•	•	•	•	•	•	•
Optional Grass Catcher	•	•	•	•	•	•	•
Optional Stand-on Sulky	•	•	•	•	•	•	•
Optional Sit-down Sulky		•	•	•	•	•	•
One Year Warranty	•	•	•	•	•	•	•

Havener Enterprises, Inc. • 368 S. Michigan Ave. • Bradley, IL 60915

Even Cut High Wheel Mowers

Commercial Self-Propelled and Push High Wheel Mowers

Even Cut Direct Drive Push Mower

- ❖ 22" Deck
- ❖ 6.75 B & S Intek or 6.5 B & S Quantum Engine
- ❖ Direct Drive
- ❖ Push

High Wheel Direct Drive Mower



High Wheel Belt-Drive Mower



Even Cut Belt-Drive Push Mower

- ❖ 22" Deck
- ❖ 6.75 B & S Intek or 6.5 B & S Quantum Engine
- ❖ Belt Drive
- ❖ Push

Even Cut Self-Propelled Mower

- ❖ 24" Deck
- ❖ 6.75 B & S Intek or 6.5 B & S Quantum Engine
- ❖ Self-Propelled

High Wheel Self-Propelled Mower



Havener Enterprises, Inc. • 368 S. Michigan Ave. • Bradley, IL 60915

Effective November 1, 2005

Even Cut High Wheel Mowers

Commercial Self-Propelled and Push High Wheel Mowers

Mower Specifications	22B6.75DP	22BQ6.5DP	22B6.75BP	22BQ6.5BP	24B6.75SP	24BQ6.5SP
22" Deck	•	•	•	•		
24" Deck					•	•
6.75 B & S Engine	•		•		•	
6.5 B & S Quantum Sleeved Engine		•		•		•
10 Gauge Steel Frame	•	•	•	•	•	•
8" x 1.75 Steel Ball Bearing Front Tire	•	•	•	•	•	•
Semi-Pneu. Aluminum Rim Rear Tire	•	•	•	•	•	•
Push	•	•	•	•		
Self-Propelled					•	•
Two Year Limited Parts Warranty	•	•	•	•	•	•
Remote Recoil Start	•	•	•	•	•	•
Dual OPC	•	•	•	•	•	•
Reinforced Handlebars	•	•	•	•	•	•

Bradley Power Plus

Gasoline Generators

Bradley Power Plus 3500 Generator

- ❖ 3.5 KW
- ❖ 6.5 hp Engine
- ❖ OHV forced air-cooled four stroke engine
- ❖ 196 CC displacement
- ❖ 72 DbA
- ❖ 12V DC
- ❖ Rated AC voltage 110/120
- ❖ Includes wheel kit



Bradley Power Plus 6500 and 6500E Generator

- ❖ 6.5 KW
- ❖ 13 hp Engine
- ❖ OHV forced air-cooled four stroke engine
- ❖ 389 CC displacement
- ❖ 72 DbA
- ❖ Rated AC voltage 110/120/220/240
- ❖ Includes wheel kit
- ❖ Electric start on 6500E model

Bradley Power Plus GG1200C Portable Generator

- ❖ 1.2 KW
- ❖ 2.4 hp Engine
- ❖ Four cycle air cooled OHV engine
- ❖ 72 DbA
- ❖ Rated AC voltage 110/120
- ❖ Includes small tool kit



Bradley Power Plus

Gasoline Generators

Specifications	3500	6500	6500E	GG1200C
Brushless Single Phase	•	•	•	
2.4 hp Engine				•
6.5 hp Engine	•			
13 hp Engine		•	•	
OHV Forced Air Cooled 4 stroke engine	•	•	•	
Four cycle air cooled OHV engine				•
3.0/3.5 Max AC Output (KVA)	•			
6.0/6.5 Max AC Output (KVA)		•	•	
110/120 Rated AC Voltage (V)	•			•
110/120/220/240 Rated AC Voltage (V)		•	•	
12V DC	•	•	•	•
196 CC Displacement	•			
389 CC Displacement		•	•	
TCI Ignition System	•	•	•	
Recoil Start	•	•	•	•
Electric Start			•	
Standard Wheel Kit	•	•	•	
AC Circuit Breaker	•	•	•	
Grounding Lug	•	•	•	•
On/Off Switch	•	•	•	•
Volt Gauge	•	•	•	•
Overload Protection	•	•	•	•
Optional Remote Control Start			•	
90 Days Parts Warranty	•	•	•	•

Bradley Power Plus

Pressure Washers, Water Pumps and Air Compressor

Bradley Power Plus JDCM-170 Pressure Washer

- ❖ 5.5 HPOHV Engine
- ❖ 2500 PSI
- ❖ OHV forced air-cooled 4-stroke engine
- ❖ Four quick change nozzles, spray gun, and chemical application system



Bradley Power Plus Water Pumps

- ❖ 2", 3", and 4" models
- ❖ 5.5, 6.5 and 8 hp available
- ❖ 26 ft. head lift
- ❖ Pumps up to 343 Gal/Minute

Bradley Power Plus Air Compressor

- ❖ Air cooled 4-stroke 25 inclined single cylinder engine
- ❖ 6.5 hp
- ❖ 115 PSI



Havener Enterprises, Inc. • 368 S. Michigan Ave. • Bradley, IL 60915

Effective January 1, 2006

Bradley Power Plus


Pressure Washers, Water Pumps and Air Compressor

	Pressure Washer	Water Pumps			Air Compressor
Specifications	JDCM-170	WP2.0	WP3.0	WP4.0	60-40HD
Engine Horsepower	5.5 hp	5.5 hp	6.5 hp	8 hp	6.5 hp
Engine Type	OHV forced air-cooled 4-stroke engine				Air cooled 4-stroke single cylinder engine
PSI	2500	N/A	N/A	N/A	115
Inlet/Outlet	N/A	2"	3"	4"	N/A
Suction Height	N/A	25 feet			N/A
Gallons/Minute	N/A	145	214	343	N/A
Head Lift	N/A	85 ft	92 ft	52 ft	N/A
Air Flow Rate (cfm)	N/A	N/A	N/A	N/A	11.9
Warranty	90 day parts warranty				

Even Cut Walk-Behind Edger

Commercial Edger

Even Cut E40 Edger



Even Cut Walk-Behind Edger

- ❖ 4 HP OHV or 3.5 B&S Engine
- ❖ Heavy-duty all steel welded frame
- ❖ Powder-coated finish
- ❖ Five position bevel adjustment
- ❖ Eight position depth of cut adjustment
- ❖ Quick and easy adjustments
- ❖ 8" front and rear wheels
- ❖ Comfort design handles
- ❖ 1 year parts only warranty



Havener Enterprises, Inc. • 368 S. Michigan Ave. • Bradley, IL 60915


Effective July 10, 2007

Bradley Products

Mower Jack, Blade Sharpener and Stick Edger Blades

Bradley Mower Jack

- ❖ Safely and easily lifts mower deck
- ❖ Fits most walk-behind and zero-turn mowers
- ❖ Powder-coated finish
- ❖ Heavy-duty steel construction
- ❖ Pneumatic tires
- ❖ Two year warranty



Bradley Blade Sharpener

- ❖ 1/2 HP, Baldor motor - heavy-duty, ball bearing, direct drive sealed; UL approved - Made in USA.
- ❖ 110 volts
- ❖ 8" grinding wheel
- ❖ Easily accessible reverse switch
- ❖ Left or right grinding discharge
- ❖ One year warranty



Bradley Stick Edger Blades

- ❖ 197 mm x 50.8 mm x 3mm thick, 25.4 center hole
- ❖ 85,000 units per container
- ❖ Heat treated or non-heat treated
- ❖ Painted black or Not painted
- ❖ Packaged in boxes of 50

Havener Enterprises, Inc. • 368 S. Michigan Ave. • Bradley, IL 60915

Effective September 21, 2007

Pro Box and Mini Sea Box

Portable Shipping and Storage Containers

By Havener Enterprises, Inc.

- Water Proof
- Easy to assemble in 30 minutes
- Stack up to three high
- Replaceable panels
- 7.5' H X 5'W X 8'L
- 26 gauge hot-dipped galvanized steel
- 2" L tube wall support
- 3/16" diamond plate floor
- Overlock system
- Vinyl cover not required
- Fork lift pockets
- Holds up to 2,000 lbs.
(When stacked)
- 300 cubic ft. of storage
- 740 lbs.

- ◆ Easy set up and tear down
- ◆ On -site security
- ◆ Easy to move on-site
- ◆ Short or long term rental use
- ◆ Perfect for construction sites,
rental use, portable storage,
moving companies, mobile storage,
transfer companies

Pro Box™



- Water Proof
- Easy to assemble in 30 minutes
- Stack up to three high
- Replaceable panels
- Overlock system
- Rust resistant/powder-coated
- Fork lift pockets
- 22 gauge steel
- 3/16" diamond plate floor
- 5 x 8 box holds 6,000 lbs. (when stacked); 300 cubic ft. of storage
- 8 x 10 box holds 12,000 lbs. (when stacked); 600 cubic ft. of storage
- 8 x 15 box holds 12,000 lbs., (when stacked); 900 cubic ft. of storage

Mini Sea™



Replace those old wooden boxes!

Havener Enterprises, Inc. • 368 S. Michigan Ave. • Bradley, IL 60915

Effective January 1, 2006

Pro Box and Mini Sea Box

Portable Shipping and Storage Containers

By Havener Enterprises, Inc.

Specifications	Mini-Sea Box			Pro-Box
Box Size	5 x 8	8 X 10	8 X 15	5 x 8
Waterproof	yes	yes	yes	yes
Allows for ventilation	yes	yes	yes	yes
Stack up to three high	yes	yes	yes	yes
26 gauge galvanized steel	no	no	no	yes
22 gauge steel	yes	yes	yes	no
Rust resistant	yes	yes	yes	yes
Powder-coating	yes	yes	yes	yes
Fork lift pockets	yes	yes	yes	yes
Replacement for wooden boxes	yes	yes	yes	yes
Replaceable panels	yes	yes	yes	yes
Easy set-up and tear down	yes	yes	yes	yes
Termite and insect proof*	yes	yes	yes	yes
3/16" diamond plate floor	yes	yes	yes	yes
Dual locking system	yes	yes	yes	yes
Doors on each end	no	no	yes	no
Weight certified**	yes	yes	no	yes
Long or short term rental use	yes	yes	yes	yes
Vinyl cover required	no	no	no	no
Fire resistant	yes	yes	yes	yes
Cubic Feet	300	600	900	300
Weight (lbs.)	1,040	2,300	3,500	740
Capacity (lbs.)	6,000	12,000	12,000	2,000

*Box structure will not sustain damage from insects
 **Certified by independent testing agency

Havener Enterprises, Inc. • 368 S. Michigan Ave. • Bradley, IL 60915